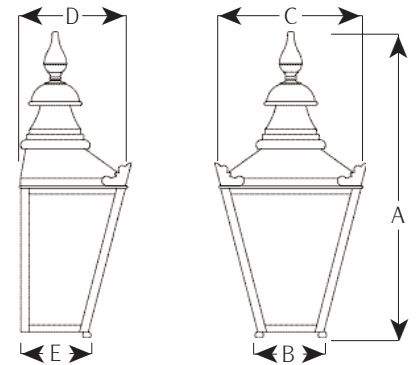


# BACK LAMPS

## Windsor



The Windsor back lamp is designed to match the Windsor range of lanterns, please see relevant data sheets. This matching wall mounted lantern is ideal for narrow footpaths or entrance illumination. The tent can accommodate a limited range of gear, refer to table below.



### Typical Specification

Windsor IP54 back lamp: handcrafted copper frame. Glazing: full **glass** glazed lantern frame with a **hinged door**. The Windsor back lamp measures 650mm in height and 306mm wide with a projection of 230mm. Fitted with a low voltage **Gx24q** lampholder to accommodate a **42w CFL lamp** with **electronic gear** located in the lantern hood.

Lamp not supplied. Finished **polished and lacquered** with an eggshell back and top reflector.

*Please note that items highlighted in bold can be changed using the options available.*

### Product Features

Sugg back lamps originated over 100 years ago to light narrow passageways and porticos of Victorian London. All the back lamps are designed for ease of installation, having a separately mounted back-plate on which the lantern body is fitted. The back lamps are manufactured from copper to ensure durability.

### Control Gear

All gear is class I wired and a limited range of discharge gear can be accommodated integrally within the lantern. By the nature of the application, of this lantern, coated lamps are preferred.

### Variations

#### Finish Variations

Natural polished copper, that will age in the environment to a deep natural patina. Polished and lacquered copper, black and other RAL colours can be accommodated but this may be subject to quantity, and prices may differ.

#### Lantern Construction

These IP54 wall mounted lanterns are manufactured from copper, all soldered construction with the option of a hinged door, which has double hinges and a single locking mechanism for easy access.

WATTAGES & LAMP TYPES	50w HPS	42W CFL	E27 LH	B22 LH	Dimensions				
					A	B	C	D	E
<b>Windsor</b>	✓	✓	✓	✓	650mm	152mm	306mm	230mm	145mm
<b>Victoria</b>	X	✓	✓	✓	502mm	209mm	323mm	232mm	116mm
<b>Palace</b>	X	✓	✓	✓	457mm	321mm	321mm	159mm	159mm
<b>Princess</b>	X	✓	✓	✓	375mm	229mm	229mm	114mm	114mm



Sugg Lighting Limited

Sussex Manor Business Park

Gatwick Road

Crawley

West Sussex

RH10 9GD

England

Telephone: +44 (0)1293 540 111

Fax: +44 (0)1293 540 114

E-mail: [sales@sugglighting.co.uk](mailto:sales@sugglighting.co.uk)

[www.sugglighting.co.uk](http://www.sugglighting.co.uk)



2004

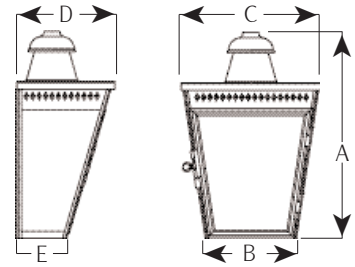
© Sugg Lighting reserve the right to change the construction of their products without prior consultation. This ensures that product developments and continued improvements are maintained.

# BACK LAMPS

## Victoria



The Victoria is an authentic passage lantern from the last century, its decorative chimney can be omitted if required. The back-plate has a decorative polished disc for improved performance. Shown in the picture with a CFL lamp, with built in gear, from a top mounting position.



### Typical Specification

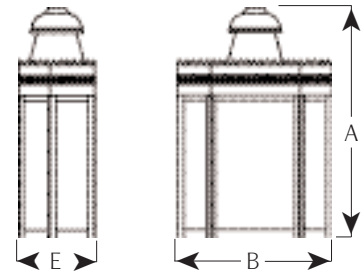
The Victoria IP54 back lamp: handcrafted copper frame. Glazing: full **glass** glazed lantern frame without a door. The Victoria back lamp measures 502mm in height and 323mm wide with a projection of 232mm. Fitted with an **GX24q** lampholder to accommodate a **42w CFL lamp** with integral gear: Lamp not supplied. Finished **polished copper**, with an eggshell back and top reflector.

*Please note that items highlighted in bold can be changed using the options available.*

## Palace



The Palace back lamp has a castellated detail on the top of the decorative frieze. The chimney is optional but is fitted as standard, the glazed side panels ensure maximum light output from the compact lamp, as illustrated. Shown here with a base mounted lampholder, a CFL lamp and integral gear.



### Typical Specification

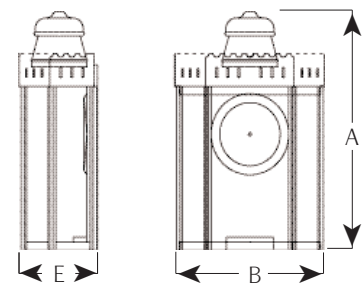
The Palace IP54 back lamp: handcrafted copper frame. Glazing: full **glass** glazed lantern frame with a hinged door. The Palace back lamp measures 457mm in height and 321mm wide with a projection of 159mm. Fitted with an **GX24q** lampholder to accommodate a **42w CFL lamp**: Lamp not supplied. Finished **stove painted Black RAL 9005** with an eggshell back and interior top reflector.

*Please note that items highlighted in bold can be changed using the options available.*

## Princess



The Princess back lamp has a castellated decoration on the top of the lantern body with a slotted detail in the frieze. The chimney is fitted as standard but can be omitted if needed. The five glazed panels ensure that the maximum light output is achieved. The Princess offers a smaller lantern than the Palace but common design features are included.



### Typical Specification

The Princess IP54 back lamp: handcrafted copper frame. Glazing: full **Polycarbonate** glazed lantern frame. The Princess back lamp measures 375mm in height and 229mm wide with a projection of 114mm. Fitted with a **B22d** lampholder to accommodate a **GLS lamp**: Lamp not supplied. Finished **Stove painted in black RAL 9005** with an eggshell back and top reflector.

*Please note that items highlighted in bold can be changed using the options available.*